




Print wirelessly from your phone or tablet. Here's how!



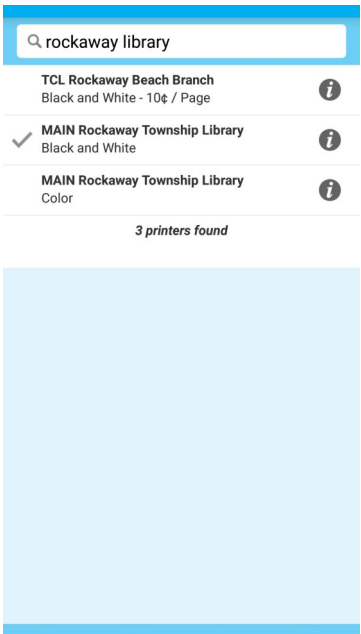
Download the PrinterOn app from the appstore.




When you first see the app, click on 'Tap here to select a printer'.




Tap on the magnifying glass to search for a printer location.



Search for 'Rockaway' and select black and white or color.



Now you can select a document, photo or website to print.



PrinterON will display a preview of your job before printing. When ready, press print and enter your e-mail address.*

*iOS users will need to then tap the checkmark in the upper right hand corner of the screen.

Pay for & release your print jobs at the print release station by the reference desk!